

UD-800



PORTABLE SOUND SYSTEM 100 W. RMS



What's in the Box

- 1 **UD-800** portable PA System.
- 1 CD-MP3/USB-SD ref. **DM-6** (with remote control).
- 1 Wired Hand Held Dynamic Mic Kit. **UH-816**.
- 1 Protective Cover.

DESCRIPTION

Versatile portable PA system, composed by class D **100W RMS** amplifier that works with AC power from 100 to 230 VAC or with an internal rechargeable battery.

The **UD-800** incorporates wireless diversity microphone receiver, CD-MP3/USB-SD audio source music, dynamic microphone input, an auxiliary audio input and one audio output. All of this audio source can be managed in an easy way by the operator giving high characteristics in concentrate equipment.

Applications: education, sport, tourism...



EQUIPOS Y SISTEMAS MEGAFONÍA / INTERCOM • PUBLIC ADDRESS SYSTEMS

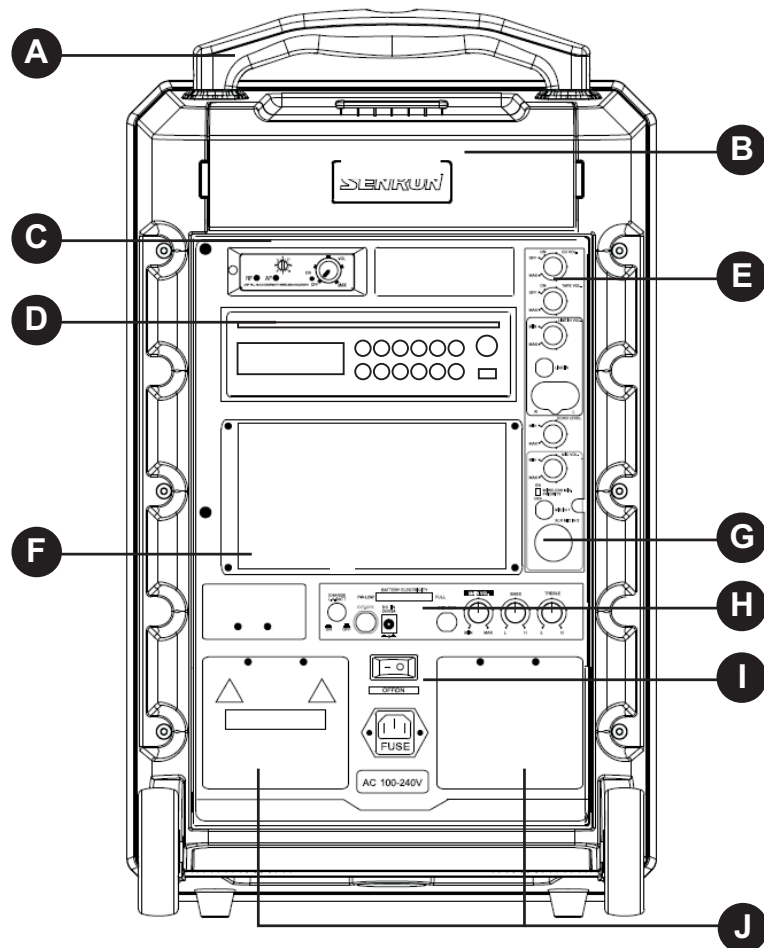
UNIÓN DESARROLLOS ELECTRÓNICOS

Tel.: +34 934 772 854 / +34 609 914 787 • ude@udeaudio.com • BARCELONA - SPAIN



www.udeaudio.com

rev.1 610.371C 1 / 5

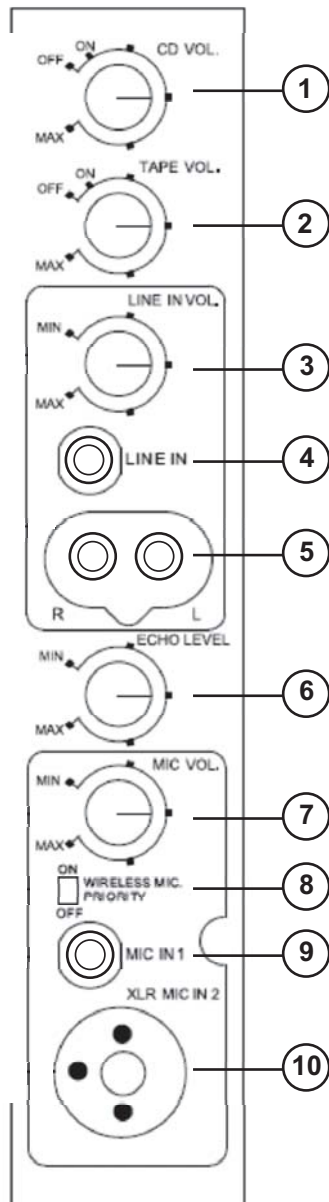


- A** Adjustable pull out handle
- B** Storage compartment
- C** Wireless microphone receiver module.
- D** CD / MP3 / USB / SD reader.
- E** Input / output audio knobs
- F** Microphone UH-816 battery charger.
- G** Audio control knobs
- H** Power switch
- I** 100-240 VAC supply input with built-in fuse holder
- J** Battery panels (see Note *BATTERIES PRESERVATION*).

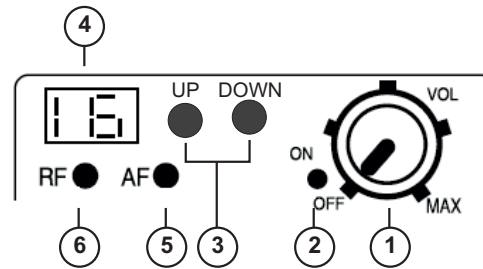
BATTERIES PRESERVATION

1. When the battery indicator is Red means no battery power, yellow = 1 hour left. If no green led's are lit, battery must be recharged before use.
2. To charge the batteries, connect the unit to 110-220VAC using the supplied power cord and switch ON the equipment.
3. The 4 green led's will flash indicating battery is charging. The batteries will charge when all green lights are glowing, means fully charged.

For long term storage without operation, keep the batteries with fully charge with the power switch in OFF position.



RECEIVER MODULE 1 CHANNEL WIRELESS MICROPHONE



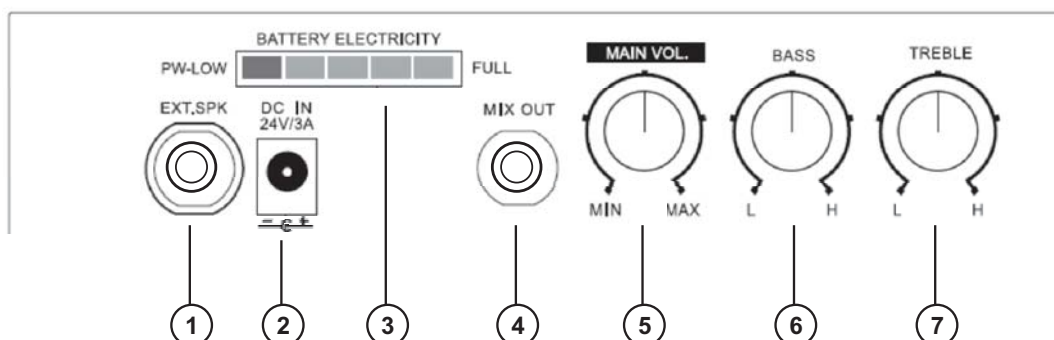
1. ON / OFF switch module / volume control.
2. ON indicator.
3. Manual channel selection (16 channels selectable)
4. Channel display.
5. Audio signal indicator.
6. RF reception indicator.

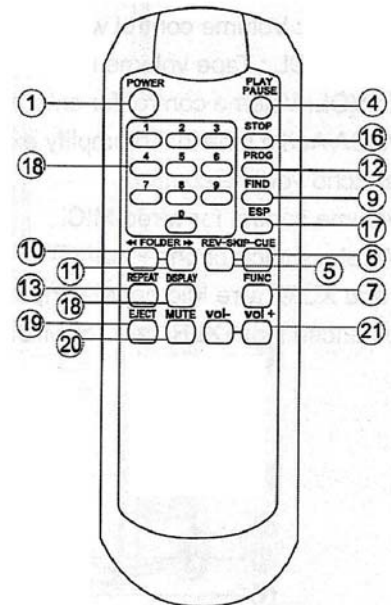
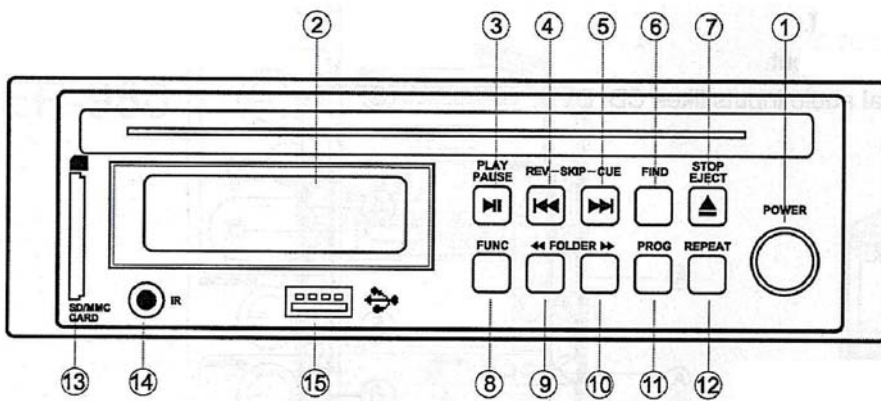
CONTROL MODULE INPUT / OUTPUT

1. CD control. ON / OFF switch and volume control.
2. TAPE control (NOT USE).
3. LINE input control. Volume adjustment.
4. LINE 6,3mm Jack.
5. LINE 2 x RCA.
6. DIGITAL ECHO control setting. The listener will hear the original sound, plus the repeated sounds created by this feature.
7. Adjustment volume DYNAMIC MICROPHONE.
8. Priority WIRELESS microphone on the MUSIC.
9. Dynamic microphone Jack. 6,3 mm.
10. Dynamic microphone input XLR / Jack 6,3 mm.

POWER MODULE DC / GENERAL CONTROL EQUIPMENT

1. External speaker connection (4 ohms / 80 W.). Jack 6,3 mm.
2. 24 VDC / 3A input.
3. Battery status lights.
indicator - RED = no battery power,
if four GREEN LED's are glowing, means fully charged.
4. Jack 6,3 mm audio output.
5. Master volume control.
6. Bass control.
7. Treble control.





MODULE CD-MP3 PLAYER / USB-SD

1. ON / OFF switch. Press Power button to turn CD Player on.

2. LCD Display. The display shows the current song and the elapsed playing time of it.

3. PLAY / PAUSE. Starts playback of the current selection.

4. REV / DOWN. Skips back to the previous selection. Holding the button down for more than 0.7 seconds it rewinds without changing the track (rewind).

5. CUE / UP. Skips forward to the next selection. Holding the button down for more than 0.7 seconds it forwards without changing the track.

6. SEARCH. This button, in combination with the button to advance or return, selects a different track to reproduce, without stopping the playback. This can be done by pressing the button once and then pressing forward / back. The names of the tracks during the search will be seen on the display. The same operation can be done with the album following the same indications, with the difference that we need to make two clicks on the FIND button. (In the previous operation was necessary to make a single click.)

7. STOP / EJEC. Skips forward to the next selection. Press and hold the button for a couple seconds CD disk will eject from the player.

8. FUNC. Selects between: CD-> USB-> CARD.

9. Previous file: Previous file: moves forward on the current folder or selection.

10. Next file: backs up on the current folder or selection.

11. PROG. Select program.

12. REPEAT: USB and MP3 mode: random - repeat song repeat file - repeat all - repeat random play all (normal mode).

13. SD / MMC slot.

14. Infrared window: receives the signal from the remote control.

15. USB connector.

16. STOP. Press to completely stop the CDStop.

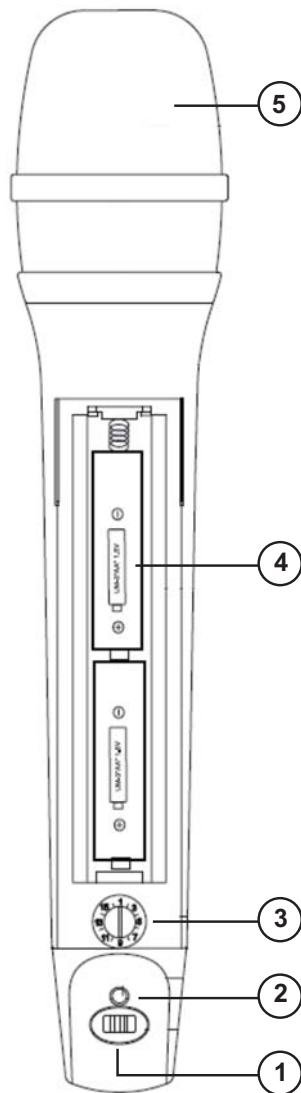
17. ESP. Activate the anti-shock mode (antivibration). Time anti-shock is about 40 seconds. Pressing ESP again cancel the function.

18. Display. When playing a CD in MP3 format by pressing the button, the display changes in sequence: No. track and time -> No. of trails -> Name of the current track -> No. files total -> No. of trails.

19. EJECT. CD disk will eject from the player

20. MUTE. Press this button to mute ALL.

21. Vol + / Vol -. VOL- Press button to decrease volume level. VOL + Press button to increase volume level.



WIRELESS HANDHELD MICROPHONE UH-816

1. Power ON/OFF switch
2. Battery Indicator:
Power On - Green.
When batteries are low will turn RED.
3. Channel selector (1 to 16).
Select a channel (1-16) on microphone
using the knob to select channel number.
Channel selected should match channel on receiver.
4. Battery compartment can be inserted:
* 2 alkaline batteries 1,5 V. AA-LR6
* 2 rechargeables batteries 1,2 V. 1300 mA-h Ni M H
5. Capsule.

TECHNICAL DATA - UD-800

- Speaker:	8" / 4 ohms.
- Receiver module:	UHF PLL 16 channels.
- UHF Wireless Frequency:	UHF (UHF 863-865 MHz).
- Rated Power Output:	100W. RMS / Digital amplifier - class D.
- Integrated music source:	CD-MP3 / USB-SD.
- Time of use:	3 to 9 hours.
- Battery charging time:	6 to 8 hours.
- Battery:	Internal: 2 Batteries 12V / 5 A-h.
- AC Power:	100-240 VAC. / 24 VDC - 3A.
- Weight:	15 Kg.
- Dimensions:	500 x 320 x 290 mm.