

# UD-980



## PORTABLE SOUND SYSTEM 180 W. RMS



### Composed by:

- 1 A self-amplified cabinet ref. **UD-980**
- 1 CD-MP3 player / USB-SC ref. **DM-6** (with remote control)
- 1 Synthesized wireless hand microphone ref. **UH-816**
- 1 Microphone rechargeable battery charger ref. UH-816

### DESCRIPTION

Versatile portable PA system, composed by a self-amplified (D) **180 W RMS** baffle with power from 100 to 230 VAC, an internal rechargeable battery and 24 VDC input.

The **UD-980** incorporates wireless microphone receiver diversity, CD-MP3/USB-SD player to play music, a dynamic microphone input, an auxiliary input and an audio output.

The system allows the user to choose between a wireless microphone in hand and a music player, both supplied with the equipment, so the flexibility is higher.

**Applications:** education, sport, tourism...



EQUIPOS Y SISTEMAS MEGAFONÍA / INTERCOM • PUBLIC ADDRESS SYSTEMS

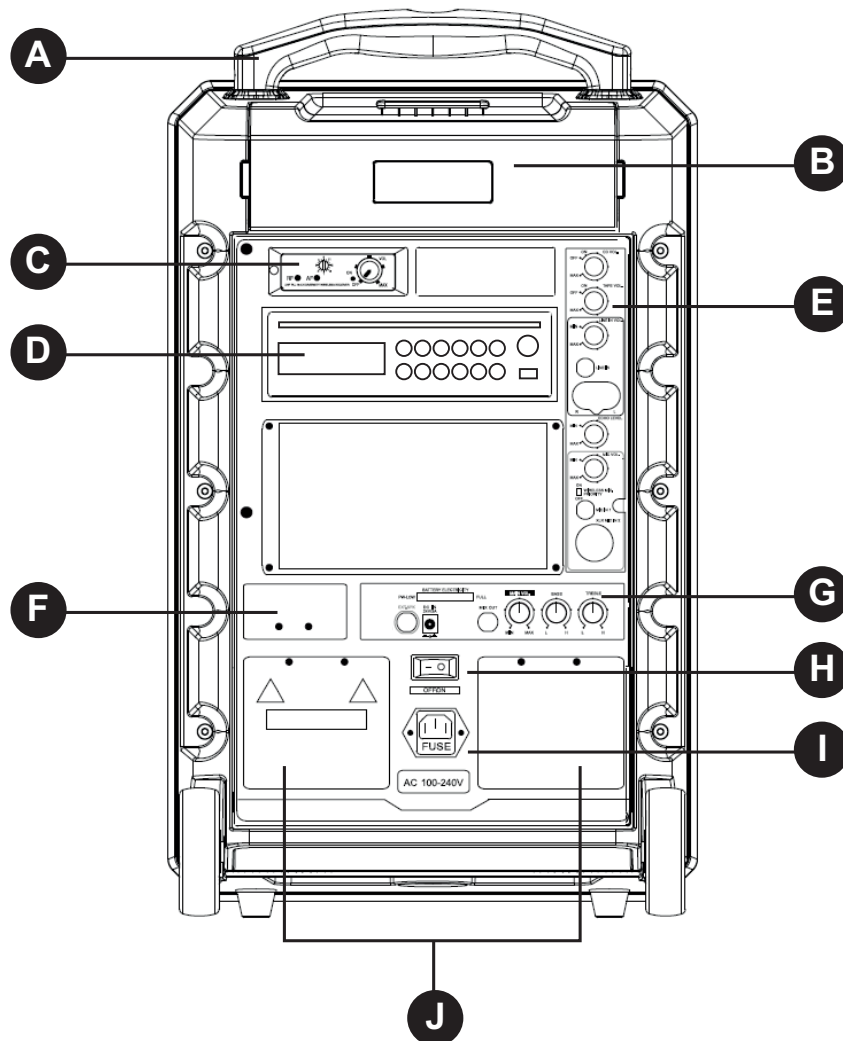
UNIÓN DESARROLLOS ELECTRÓNICOS

Tel.: +34 934 772 854 / +34 609 914 787 • ude@udeaudio.com • BARCELONA - SPAIN



[www.udeaudio.com](http://www.udeaudio.com)

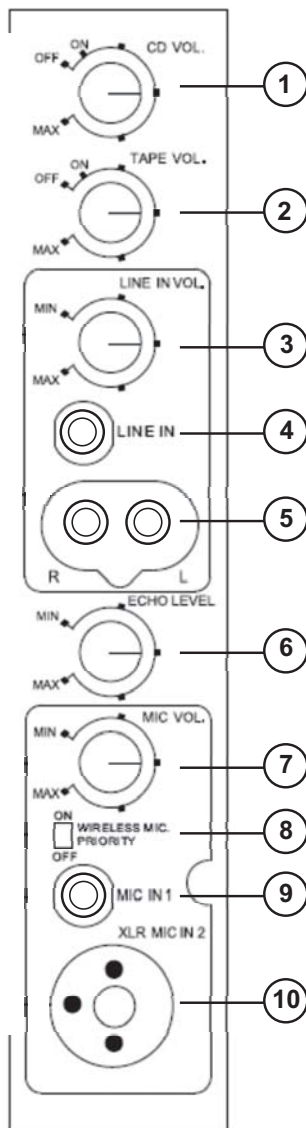
rev.0 610.372A 1 / 5



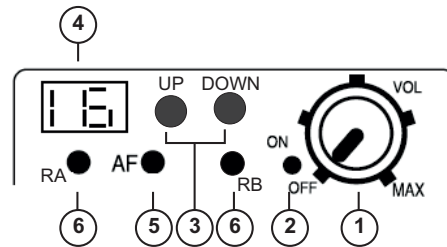
- A** Handle for transport.
- B** Compartment storage for accessories (microphone, cables, etc..).
- C** Wireless microphone receiver module.
- D** CD / MP3 / USB / SD reader.
- E** Inputs / outputs control module.
- F** Microphone UH-816 battery charger.
- G** Module DC / Master control, bass and treble.
- H** ON / OFF switch equipment.
- I** 100 - 240 VAC supply input.
- J** Space for batteries (*see Note BATTERIES PRESERVATION*).

#### BATTERIES PRESERVATION

1. When the indicator of the battery charge indicates low battery (PW-LOW) proceed as soon as possible to recharging.
2. For long periods without using it, recharge batteries every 60 days and leave the device starter switch in OFF position.



## RECEIVER MODULE 1 CHANNEL WIRELESS MICROPHONE



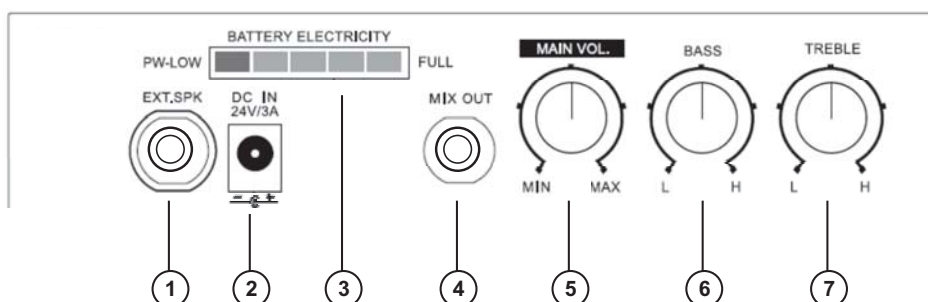
1. ON / OFF switch module / Volume control.
2. ON indicator.
3. Switch channels (16 channels selectable).
4. Display. Indicates the selected channel.
5. Audio signal indicator.
6. RF reception indicator.

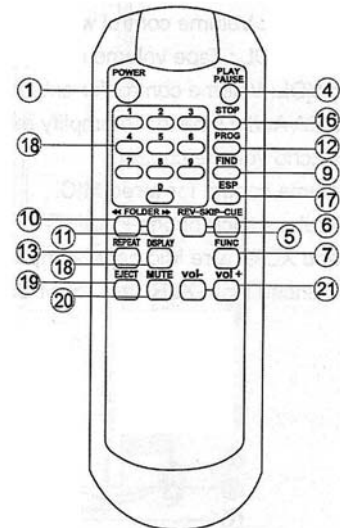
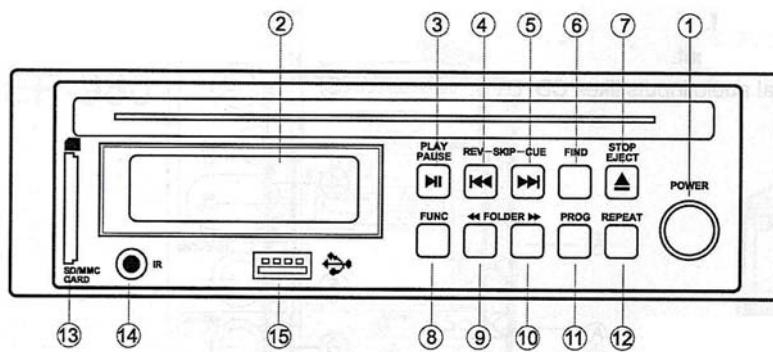
## CONTROL MODULE INPUT / OUTPUT

1. CD control. ON / OFF switch and volume control.
2. TAPE control (NOT USED).
3. LINE input control. Volume adjustment.
4. LINE 6,3mm Jack.
5. LINE 2 x RCA.
6. DIGITAL ECHO control setting.
7. Adjustment volume DYNAMIC MICROPHONE.
8. Priority WIRELESS microphone Jack 6.3 mm.
9. Dynamic microphone Jack. 6,3 mm.
10. Dynamic microphone input XLR / Jack 6,3 mm.

## POWER MODULE DC / GENERAL CONTROL EQUIPMENT

1. External speaker connection (4 ohms / 100 W.). Jack 6,3 mm.
  2. 24 VDC / 3A input.
  3. Battery status indicator.
  4. Jack 6,3 mm audio output.
  5. Master volume control setting.
  6. Bass control.
  7. Treble control.
- All LEDs lit: full load.  
Led fixed (red): low battery.  
Led flashing (green): loading.





## MODULE CD-MP3 PLAYER / USB-SC

### 1. ON / OFF switch.

If it is OFF, press the button to turn the drive.

If it is ON, holding the button for 2 seconds, the player turns off.

**2. LCD Display:** The display shows the current song and the elapsed playing time of it.

**3. PLAY / PAUSE:** By pressing the button, start playing before it is finished; by pressing the button again playback is paused.

**4. REV / DOWN:** To move forward / back on track reproduction. The text indicates whether the track is paused it may be advanced before it sounds ... from the desired track.

Holding the button down for more than 0.7 seconds it rewinds without changing the track (rewind).

**5. CUE / UP:** To select a song that is forward (forward). Similarly indicates that when it is in pause you can select where you want to start.

Holding the button down for more than 0.7 seconds it forwards without changing the track.

**6. Search:** This button, in combination with the button to advance or return, selects a different track to reproduce, without stopping the playback. This can be done by pressing the button once and then pressing forward / back. The names of the tracks during the search will be seen on the display. The same operation can be done with the album following the same indications, with the difference that we need to make two clicks on the FIND button. (In the previous operation was necessary to make a single click.) (a diferencia de uno para que se usa para la operación anterior).

**7. STOP / EJEC:** Press to stop playback and eject the CD.

**8. FUNC:** Press to change in the following order: (CD→USB→CARD).

### 9. Previous file:

Pause / stop: allows access to the previous file.

Display mode: skips the current file to move to the previous file.

### 10. Next file:

Pause / stop: allows access to the next file.

Display mode: skips the current file to move to the next file.

**11. Select program.**

**12. Repeat:** USB and MP3 mode.

The cycle of change that fact is: random - repeat song - repeat file - repeat all - repeat random play all (normal mode).

**13. Slot for SD / MMC.**

**14. Infrared window:** receives the signal from the remote.

**15. USB connector.**

**16. Stop.**

**17. Pressing ESP** the screen is in anti-shock mode (anti-vibration).

Time anti-shock is about 40 seconds. By pressing ESP again you cancel the function.

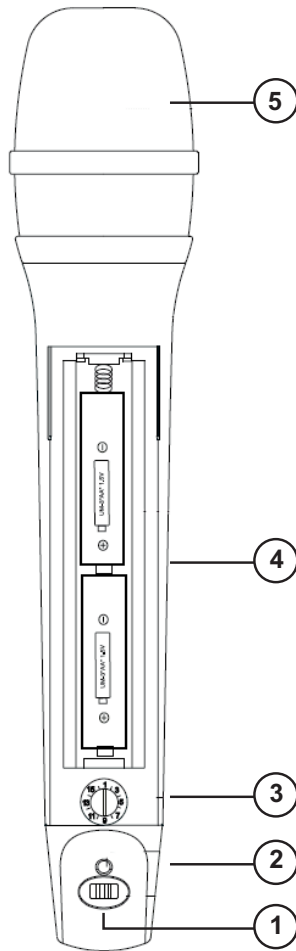
**18. Display.** When playing a CD in MP3 format by pressing the button, the display changes in sequence:

No. track and time → No. of trails → Name of the current track → No files total → No. of trails.

**19. Eject.**

**20. Mute.** Press to stifle / press to cancel.

**21. Vol + / Vol -**



## WIRELESS HANDY MICROPHONE MH-816

1. ON / OFF switch.
2. ON indicator / Battery status.  
Led fixed: the battery is enough.  
Led flashing: low battery.
3. Selector canal ( 1 a 16)
4. Space for batteries  
The batteries can be:  
Disposables: 2 batteries 1,5 V. AA-LR6  
Rechargeables: 2 batteries 1,2 V. 1300 mA-h Ni M H
5. Capsule.

### SPECIFICATIONS - UD-980

- Woofer speaker:	10"
- Tweeter speaker:	Exponential 1,5"
- Receiver module:	UHF PLL 1 channel - 16 selectable channels.
- Frequency:	UHF (UHF 863-865 MHz).
- Power:	180W. RMS / Digital amplifier - class D.
- Integrated music source:	CD-MP3 / USB-SD.
- Time of use:	3 to 9 hours (depending on the volume).
- Battery charging time:	6 to 8 hours.
- Supply:	Internal: 2 Batteries 12V / 5 A-h. External: 100-240 VAC. / 24 VDC - 3A.
- Weight:	17 Kg.
- Dimensions:	500 x 320 x 360 mm.